

Mary's party couture

H

Mary's party couture

A




Mary's party couture



Mary's party couture



Mary's party couture



Mary's party couture



Mary's party couture

E

Mary's party couture


E



Mary's party couture


N

Mary's party couture



Mary's

PARTY COUTURE



HOW TO MAKE HALLOWEEN BANNER

1. プリンターで A4 用紙に印刷
2. ハサミでカット
3. 穴あけパンチで上部分に穴をあけ、
リボンを通して完成

**Enjoy
Halloween!**

複製/商用利用不可

個人の範囲内でご利用ください

by Mary's party couture